

Exacto[®] cold snare



listening...and delivering solutions[®]

cold snaring



The Exacto® cold snare is a purpose-built cold snare clinically proven to safely and effectively resect diminutive polyp tissue.


Multiple studies have shown that using the Exacto® snare results in a higher complete resection rate compared to traditional braided wire snares.

Prospective, Randomized Comparison of 2 Methods of Cold Snare Polypectomy for Small Colorectal Polyps. GIE, 2015.

“The complete resection rate by using a snare designed exclusively for cold polypectomy was better than a snare designed for traditional cold polypectomy... In clinical practice, the majority of colorectal polyps encountered are less than 10mm in diameter, suggesting that cold snare polypectomy with a specially designed snare would improve polypectomy results and likely result in more successful prevention of colorectal cancer.”¹

Cold Snare Polypectomy: Does Snare Type Influence Outcomes? Digestive Endoscopy, 2015

“The present study suggests that cold polypectomy with a thin wire snare is more effective than a thick-wired snare...In conclusion, our findings suggest that snare type may be an important factor determining polypectomy outcomes.”²



The unique Exacto® snare is designed for removing diminutive polyp tissue in a precise, cold, clean cut and features the following...

- wire diameter is 33% thinner than traditional braided wires allowing for full circumferential resection of polyps
- shield shape and mini snare size offers more control for placement and resection of small polyps
- reduces polyp “fly away” from the resection site making it easier to collect specimen for pathology²



Placement of the Exacto® snare around polyp



Cold snaring with the Exacto® snare



Clean cut at resection site with the Exacto® snare

clean cut

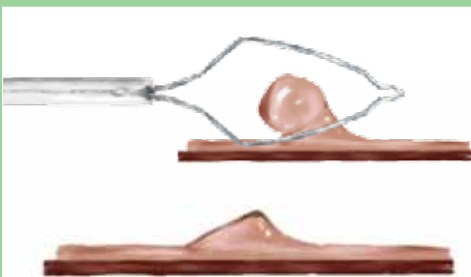
complete resection

90% of polypectomies are performed on polyps less than 9mm in size.³ Many studies have shown the clinical benefits associated with using the cold snare technique for the removal of diminutive polyps.



Incomplete resection of polyp

Biopsy forceps (including standard and jumbo sizes) may not allow for complete removal of polyps and therefore are associated with high rates of incomplete resection.⁴



Full circumferential resection of polyp


“Cold snaring allows efficient resection of polyp tissue in a single piece, with a margin of normal tissue to ensure complete eradication.”⁴

Please see Instructions For Use for a complete listing of the indications for use, control indications, warnings, precautions, and directions.



A significant body of clinical evidence has established that cold snaring is frequently the superior technique relative to hot snares, hot biopsy forceps, and cold biopsy forceps for removing small and diminutive polyps.

Cold snaring...

- ✓ Is a safe technique for removing diminutive polyps up to 9mm^{5,6}
 - ✓ Achieves a significantly higher rate of complete resection compared with cold and hot biopsy forceps^{7,8}
 - ✓ Reduces the risk of polypectomy complications caused by electrocautery such as perforations and other post-polypectomy symptoms⁹
 - ✓ Is the preferred method for resecting small polyps in anticoagulated patients¹⁰
 - ✓ Reduces procedure time and need for electrosurgical unit (or generator)^{6,10,11}
- 

Published Studies Utilizing the Exacto[®] cold snare

Publication	Study	Focus
GIE October 2015	Prospective, randomized comparison of 2 methods of cold snare polypectomy for small colorectal polyps Authors: A. Horiuchi, K. Hosoi, M. Kajiyama, N. Tanaka, K. Sano, D. Graham (Japan)	Cold Resection Polyps $\leq 10\text{mm}$
Digestive Endoscopy 2015 UEG Week 2014 Poster	Cold snare polypectomy: Does snare type influence outcomes? Authors: S. Din, A. Ball, S. Riley, P. Kitsanta, S. Johal (United Kingdom)	Cold Resection Polyps $\leq 10\text{mm}$
Gastroenterology R&P 2015 DDW 2014 Abstract	Cold Snare Polypectomy for Large Sessile Colonic Polyp: A Single-Center Experience Authors: T. Muniraj, A. Sahakian, M. Ciarleglio, Y. Deng, H. Aslanian (United States)	Cold Resection Polyps $\geq 10\text{mm}$
GIE May 2014	Cold Snare Resection of a Non-polypoid Lesion $>45\text{mm}$ Authors: R. Barros, M. Monteverde, R. F. Barros, A. Barros (Argentina)	Cold Resection Polyp $>45\text{mm}$
Turkish Journal Gastroenterology February 2014	Cold Snare Polypectomy vs. Hot Snare Polypectomy in Endoscopic Treatment of Small Polyps Authors: F. Aslan, M. Camci, E. Alper, Z. Akpınar, M. Arabol, M. Çelik, B. Ünsal (Turkey)	Cold vs. Hot Resection Polyps 5-9mm
DDW Abstract May 2014	Efficacy & Safety of New Polypectomy Snare for Cold Polypectomy of Subcentimetric Colorectal Polyps: the E-scope (Efficacy and Safety of Cold Polypectomy) Trial Authors: A. Repici, G. Strangio, M. Jovani, C. Hassan, A. Anderloni, S. Carrara, C. Piscato, C. Genco, M. Massidda, E. Ferrara, A. Carlino, P. Occhipinti, M. Dinelli, F. Radaelli, A. Malesci (Italy)	Cold Resection Polyps $<10\text{mm}$
Gastroenterology Latin America April 2014	Seguridad de la resección con asa fría de lesiones colorrectales no polipoideas (O-IIa y O-IIb) de hasta 20mm Authors: R. Barros, M. Monteverde, R. F. Barros, S. Elizalde, A. Barros (Argentina)	Cold Resection Polyps $<20\text{mm}$



us endoscopy

listening... and delivering solutions®

For additional information on the Exacto® cold snare (BX00711115), contact US Endoscopy today or visit **www.usendoscopy.com/exacto**.

product number	description	sheath diameter (mm)	length (cm)	approximate snare size (mm)	units per box
BX00711115	Exacto® cold snare	2.4	230	9	10



listening...and delivering solutions®

- ¹ A. Horiuchi, K. Hosoi, M. Kajiyama, N. Tanaka, K. Sano, D. Graham. "Prospective, randomized comparison of 2 methods of cold snare polypectomy for small colorectal polyps." GIE Journal Online, 2015.
- ² S. Din, A. Ball, S. Riley, P. Kitsanta, S. Johal. "Cold snare polypectomy: Does snare type influence outcomes?" Digestive Endoscopy, 2015.
- ³ Tolliver KA, Rex DK. Colonoscopic Polypectomy. Gastroenterol Clin N Am 37. 2008; 229-251.
- ⁴ D. Hewett. "Colonoscopic Polypectomy: Current Techniques and Controversies." Gastroenterol Clin N Am 42 (2013) 443-458.
- ⁵ Repici A, Hassan C. Safety of Cold Polypectomy for <10mm Polyps at Colonoscopy: A Prospective Multicenter Study. Endoscopy (2012; 44: 27-31).
- ⁶ Aslan F, Alper E. Cold Snare Polypectomy Versus Standard Snare Polypectomy in Endoscopic Treatment of Small Polyps. GIE 2013; 77(5) AB561
- ⁷ Efthymiou M, Taylor ACF. Biopsy Forceps is Inadequate for the Resection of Diminutive Polyps. Endoscopy 2011; 43: 312-316.
- ⁸ Lee CK, Kim J. Cold snare polypectomy versus cold forceps polypectomy using double biopsy technique for removal of diminutive colorectal polyps: A prospective randomized controlled trial. AJG (online, 17 September 2013).
- ⁹ Ichise Y, Horiuchi, A. Prospective Randomized Comparison of Cold Snare Polypectomy and Conventional Polypectomy for Small Colorectal Polyps. Digestion 2011 Apr 14;84(1):78-81.
- ¹⁰ Horiuchi A, Nakayama Y. Prospective Randomized Comparison of Cold Snare Polypectomy and Conventional Polypectomy for Small Colorectal Polyps in Patients Receiving Anticoagulation Therapy. Digestion 2011;84 (1):78-81.
- ¹¹ Paspatis GA, Tribonias G. A prospective randomized comparison of cold versus hot snare polypectomy in the occurrence of postpolypectomy bleeding in small colonic polyps. Colorectal Disease 2011 Oct; 13(10):e345-8.

Results from case studies are not predictive of results in other cases. Results in other cases may vary.

US Endoscopy is a subsidiary of STERIS Corporation.
© 2015 US Endoscopy or its affiliates. All rights reserved.

Listening...and delivering solutions®, the US Endoscopy listening...and delivering solutions design, and all marks denoted with ® or ™ are registered with the U.S. Patent and Trademark Office, or trademarks owned by US Endoscopy.

5976 Heisley Road
Mentor, OH 44060
phone (1) 440 / 639-4494
fax (1) 440 / 639-4495
customer service (1) 800 / 769-8226

www.usendoscopy.com

761123 Rev. A