

# Advanced Tissue Resection

iSnare™ Case Report Series • Report 1



**“The iSnare allowed for both submucosal needle injection and snare transection in one device. There was no dissipation of my saline bleb; I injected and was able to immediately begin resection with the snare loop. No device exchanges were required and fewer injections were needed to complete the procedure.”**

*Jeffrey L. Ponsky, M.D.  
Oliver H. Payne Professor  
and Chairman,  
Department of Surgery,  
CWRU and University  
Hospitals of Cleveland*

## Procedure

• Colonoscopy with endoscopic mucosal resection of sessile rectal polyp

## Indications

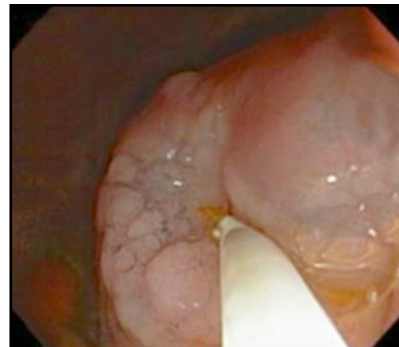
• Previously biopsied sessile rectal polyp defined as benign

## Findings

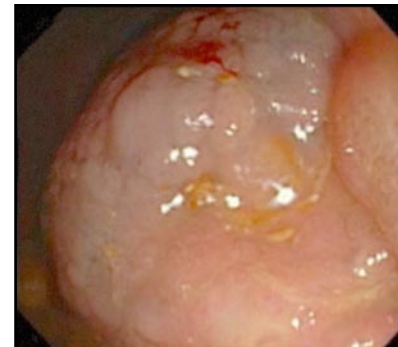
The colon was completely normal except for a 3 cm sessile polyp found 10 cm from the anal verge. The lesion was quite flat and multi-lobular. There were no stigmata of malignancy. There was no ulceration.

## Endoscopic Mucosal Resection

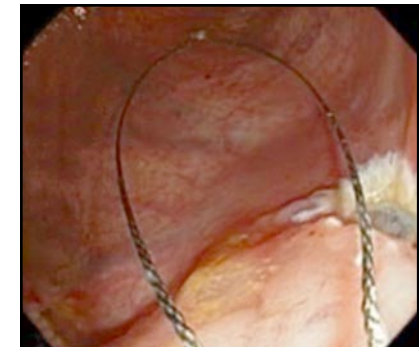
Utilizing the iSnare, dual performance device, the lesion was initially injected submucosally with saline solution to raise it from its submucosal base. Then the snare was deployed and multiple resections were performed until the lesion was fully excised. Total resection of the tissue required approximately 10 independent uses of the iSnare. The tissue was easily removed from the rectum and pathological examination revealed it to be a tubular villous polyp without evidence of malignancy.



1. Submucosal base formation with the iSnare



2. Submucosal lift achieved; prior to snare positioning



3. Tissue resection with the iSnare



*listening... and delivering solutions*

5976 Heisley Road  
Mentor OH 44060

phone 440 / 639,4494

fax 440 / 639,4495

customer service 800 / 769,8226

[www.usendoscopy.com](http://www.usendoscopy.com)

This case report is not intended to provide device or clinical instruction or intended to be a substitute for the Instructions For Use (IFU) which are packaged with the device. Please consult the IFU prior to using the iSnare™ device. iSnare™ is a trademark of US Endoscopy, patents pending.